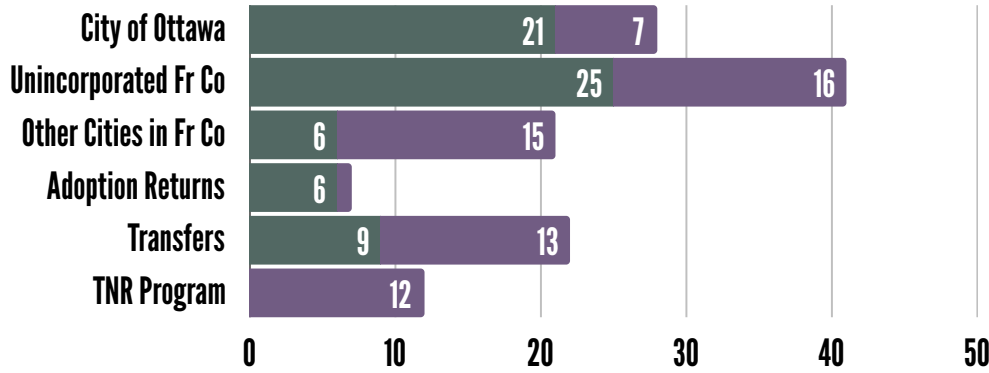


FUNDRAISING HIGHLIGHTS:

- ANNUAL CROSS-FIT COMPETITION 'BARKTOBERFEST' RAISED OVER \$16,000
- A COLLABORATION WITH MCCARTHY SUBARU RAISED \$8,000
- OTTAWA BIKE AND TRAIL AND BALDWIN CITY REC RAISED \$5,000 FOR PRAIRIE PAWS DURING THE MAPLE LEAF GRAVEL GRIND

OCTOBER INTAKES

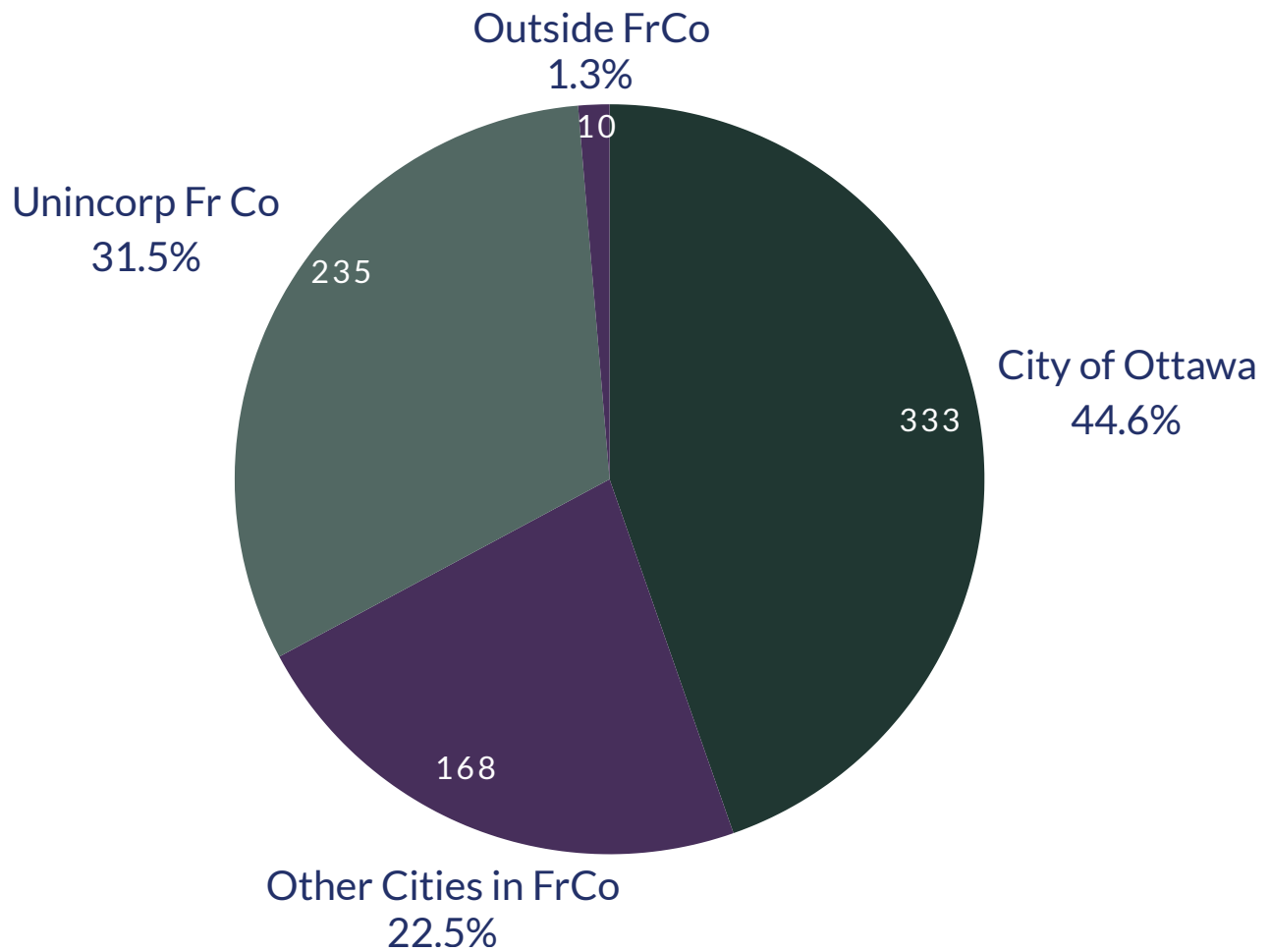
● Dogs ● Cats



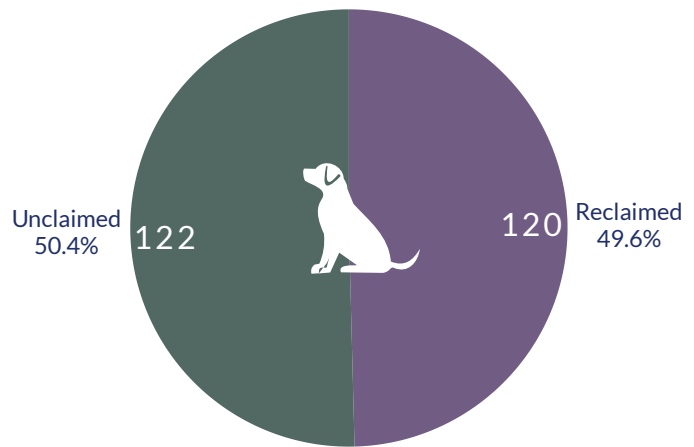
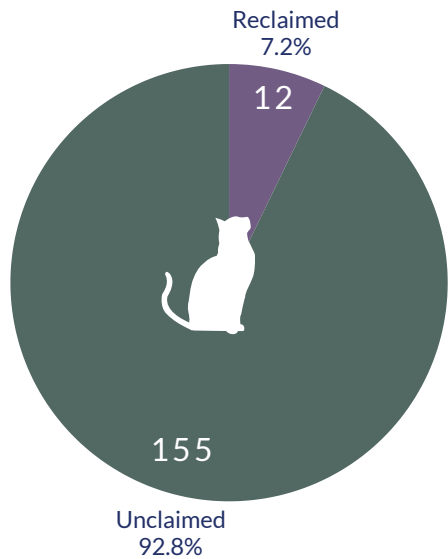
	October 2025	YTD 2025
Dogs	68	526
Cats	65	762
Total	133	1,288

YTD INTAKES BY JURISDICTION

Excludes returned adoptions and animals participating in TNR, emergency boarding and the transfer program.



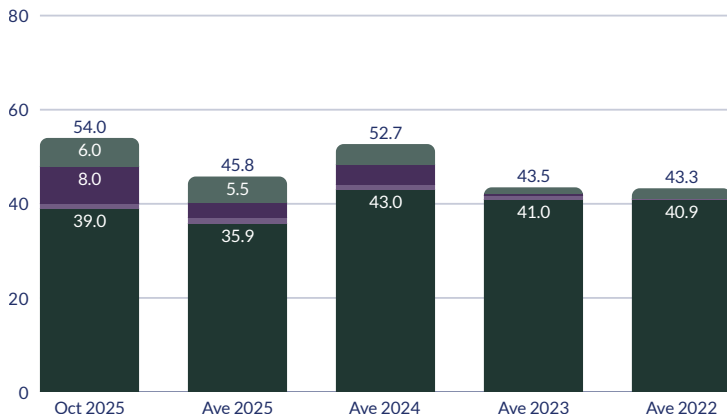
YTD 2025 STRAY RECLAIM RATES



CAT OUTCOMES

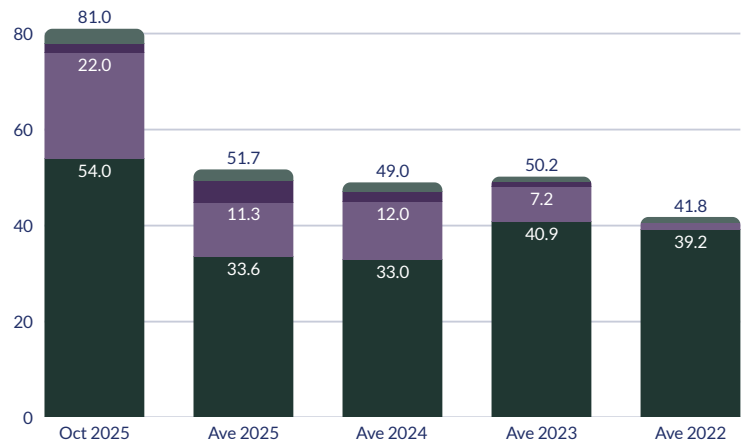
● Adopt ● Reclaim ● Transfer ● Euth/Death

NUMBER OF ANIMALS



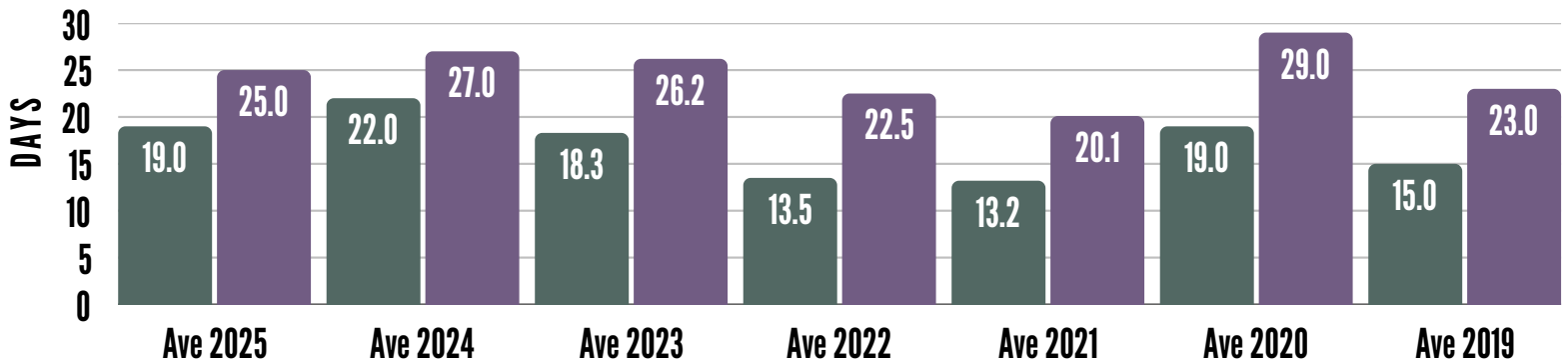
DOG OUTCOMES

● Adopt ● Reclaim ● Transfer ● Euth/Death



LENGTH OF STAY

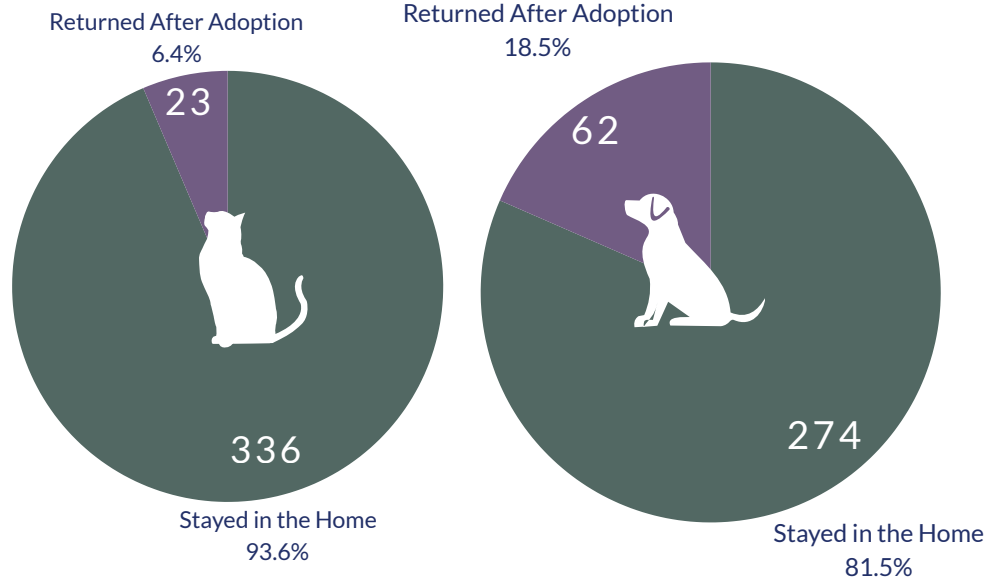
● Dogs ● Cats



The average LOS across both species YTD is 22.0 days

YEAR TO DATE ADOPTION RETURN RATE

Generally a low return rate is positive and currently the return rate across both species is 12.0%.



OTHER MEASURABLES

KPI	YTD 2025	YTD 2024	2023	2022
Live Release Rate	93.8%	93.5%	97.3%	97.2%
Volunteer Program	6,327 Hours 219 Active Volunteers	6,266 Hours 167 Active Volunteers	5,218 Hours	3,549 Hours
Public Pets served with free vaccines/microchips	256	386	56	230
Public Pets served with low-cost spay/neuter	914	925	1,155	82
Cats spayed/neutered through TNR	281 cats, 843 Prevented Kittens	233 cats, 732 Prevented Kittens	332 Cats 1,038 Prevented Kittens	434 Cats 1,302 Prevented Kittens