



HIGHLIGHTS:

7/13 DOG DAYS OF SUMMER

7/14 CATS & CRAFTS WITH BIG BROTHERS BIG SISTERS

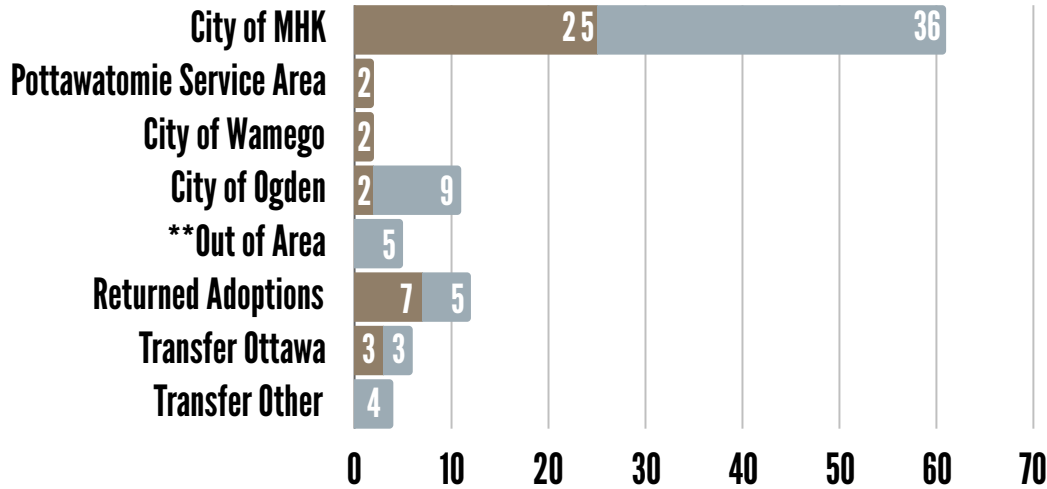
7/23 FREE VACCINES AND MICROCHIPS

7/24 LONG-STAY JASON WAS ADOPTED

7/27 SCAVENGER HUNT FUNDRAISER AT SUNSET ZOO

JULY INTAKES

Dogs Cats

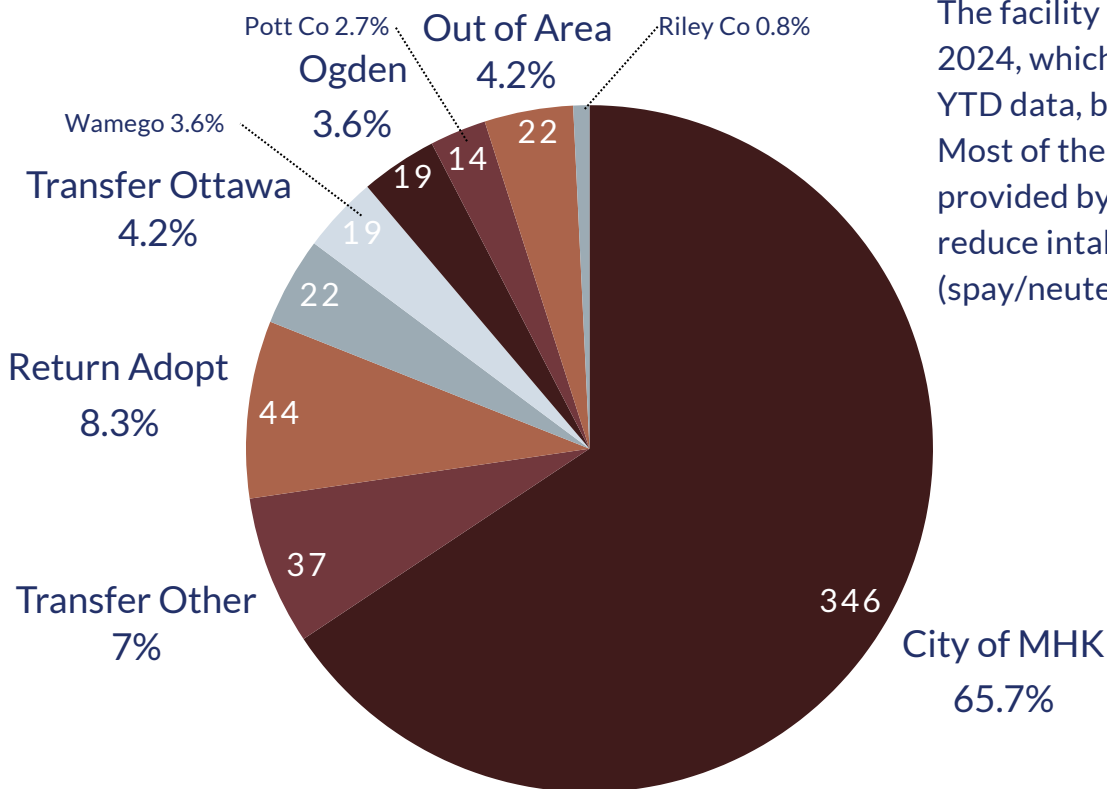


	July 2024	YTD 2024
Dogs	42	220
Cats	61	274
Other	0	1
Total	103	527

**Out of Area in July = Frankfort and St Mary's

Residents that don't reside in the service area pay a fee to relinquish to the facility.

YTD INTAKES



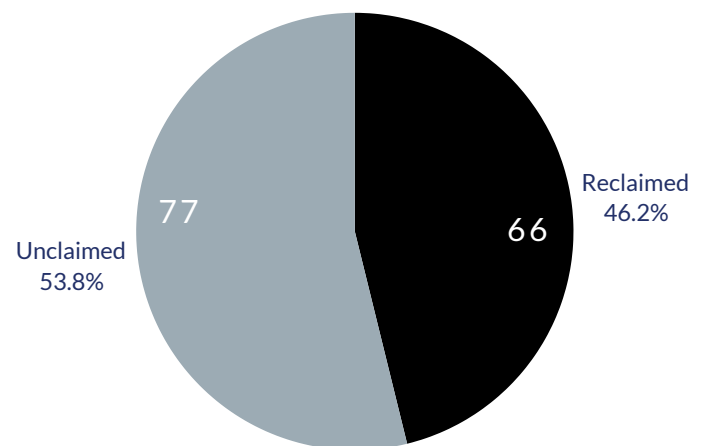
The facility has sheltered 527 animals in 2024, which is an increase over 2022's YTD data, but lower than 2021's data. Most of the ancillary programs being provided by the team are intended to reduce intakes to the animal shelter (spay/neuter/microchips).

ANIMALS ORIGINATING FROM THE CITY OF MANHATTAN

	Dogs			Cats			Pocket Pets	Total
	Stray	Surrender	Bite Q	Stray	Surrender	TNR	Surrender	
Jan 2024	12	9	1	4	7	0	0	33
Feb 2024	20	3	1	5	14	3	1	47
Mar 2024	22	13	0	0	18	6	0	59
Apr 2024	19	7	0	1	13	0	0	40
May 2024	13	16	0	18	9	0	0	56
June 2024	17	3	0	11	15	4	0	50
July	16	8	1	9	22	5	0	61
YTD	119	59	3	48	98	18	1	346

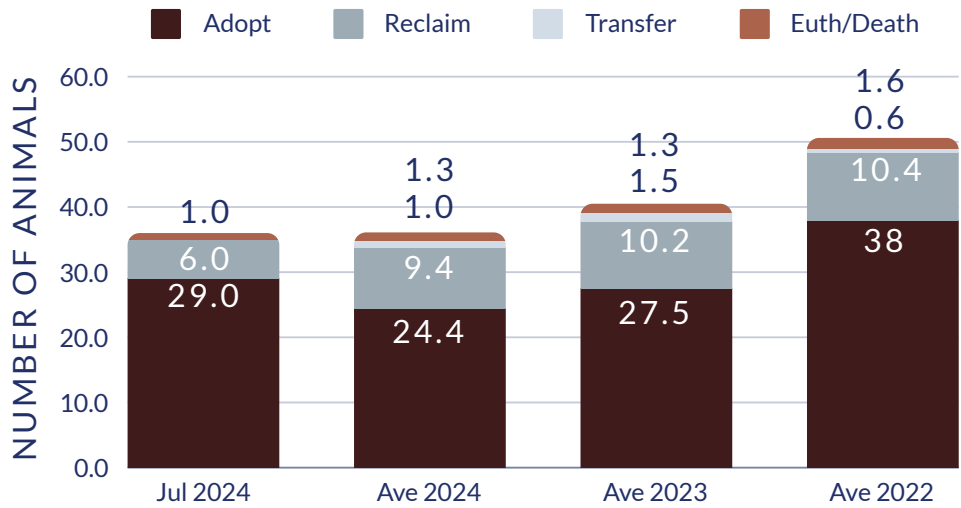
YTD 2024 STRAY DOG RECLAIM RATE

The number of dogs impounded for running loose that are reclaimed by their owners has increased but continues to be low. As access to relinquishment improves, stray reclaim rates should increase. Another factor to consider when calculating reclaim rates is when Animal Control Officers are successful with reuniting pets in the field those are not reflected as an intake or outcome at the animal shelter.



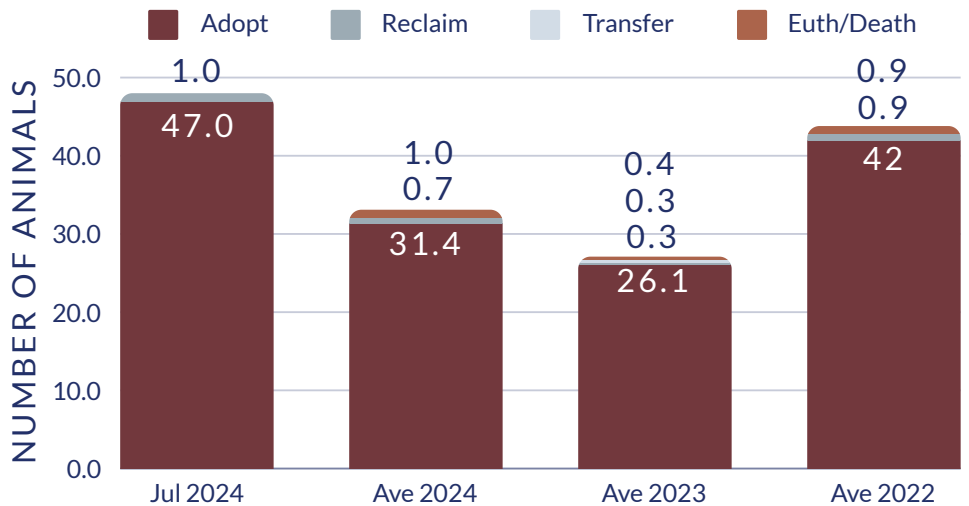
DOG OUTCOMES

The team had an exceptional month processing 29 dog adoptions, which is more than any month in 2024. Dog adoptions are essential to reducing length of stay and opening up kennels for new intakes.

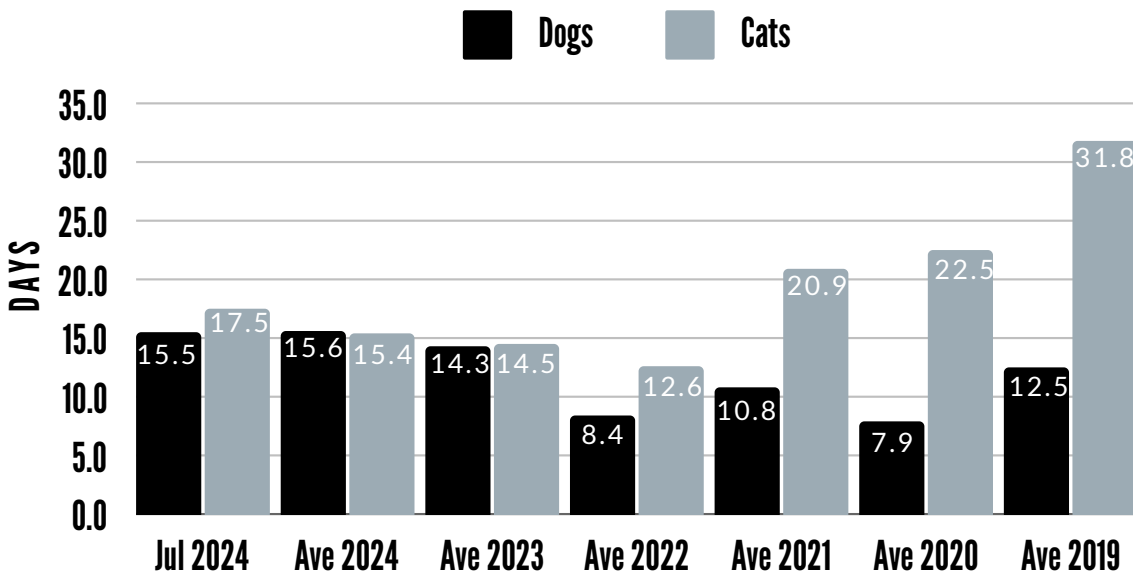


CAT OUTCOMES

Cat adoptions continue to outpace dog adoptions in 2024, and the height of kitten season is contributing to high numbers of kittens finding new homes.



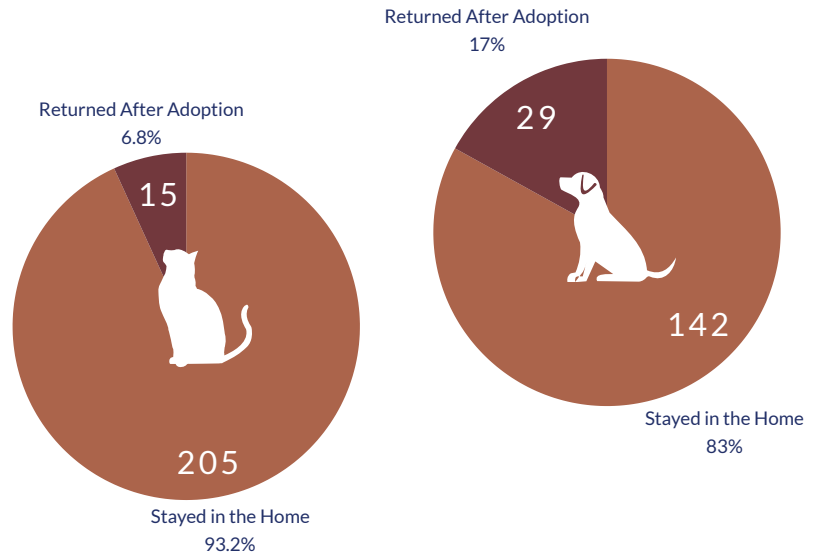
LENGTH OF STAY



The team has been successful in achieving consistently low lengths of stay across both species and over time, compared to historical values. This is valuable in forming projections and budgeting for staffing and animal care. The average length of stay across both species YTD is 15.4 days.

YEAR TO DATE ADOPTION RETURN RATE

Generally a low return rate is positive and currently the return rate across both species is less than 11.3%.



OTHER MEASURABLES

KPI	YTD 2024
Live Release Rate	96.9%
Volunteer Program	1,096 Hours 109 Active Volunteers
Pet Licenses Sold	294 dogs, 139 cats
Intake Exceptions (Residents of MHK)	4 dogs for aggression 1 cat due to being feral
Community Events	7 Free Vaccine/Microchip Clinics 8 Low-Cost Spay/Neuter Clinics
Unaltered Pets Adopted with Vouchers	0
Pets served with free vaccines/microchips	697
Pets served with low-cost spay/neuter	251
Total Cats spayed/neutered through TNR	25

UPCOMING EVENTS



Par for the Paws Manhattan

Stagg Hill
4441 Stagg Hill Rd

October 11th

8:00-3:00pm



Trivia Smackdown Manhattan

Auntie Mae's Parlor
616 N 12th St, Manhattan

August 28th

8:00pm

Visit our website: www.prairiepaws.org
or contact Becci for more details: rebecca.brown@prairiepaws.org