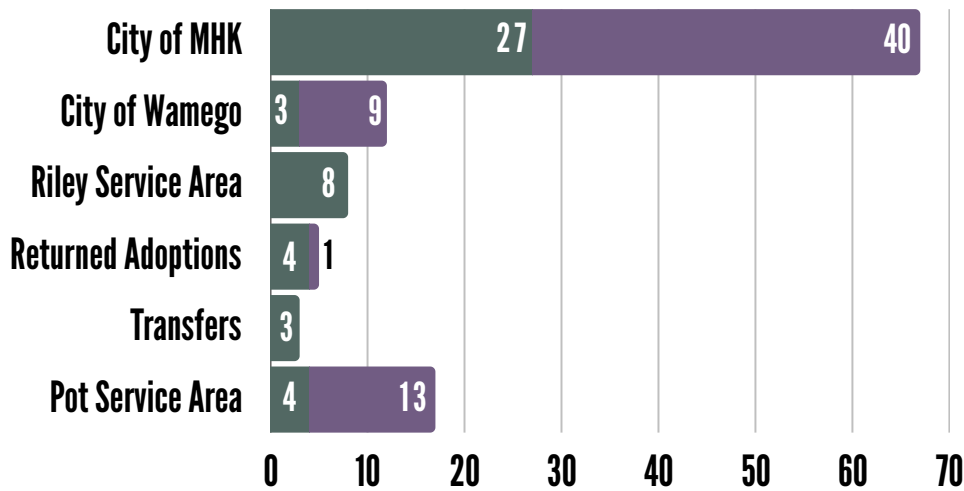


HIGHLIGHTS:
-DR STUEVE JOINED THE TEAM

JULY INTAKES

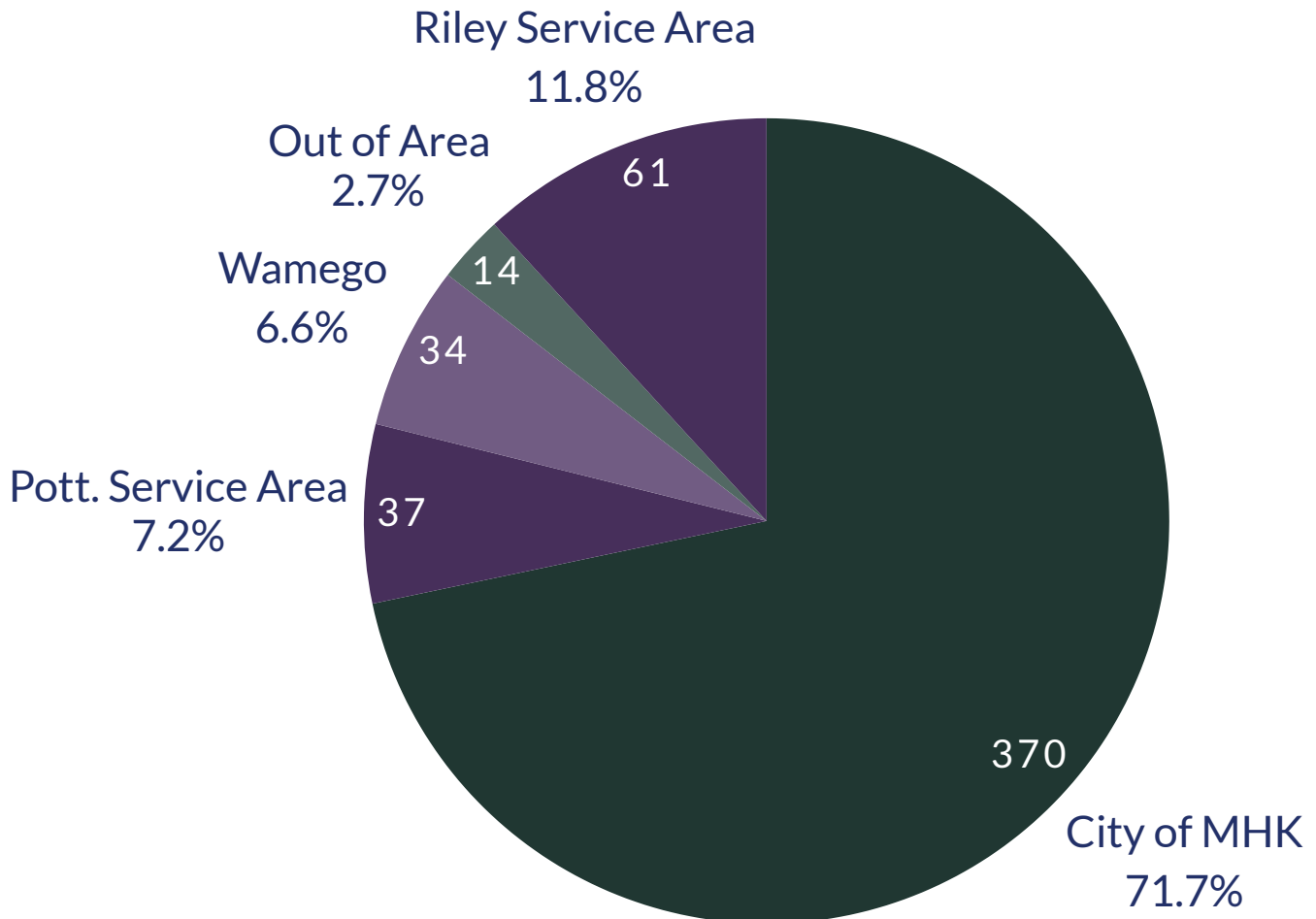
● Dogs
 ● Cats



	July 2025	YTD 2025
Dogs	49	328
Cats	63	384
Other	0	0
Total	112	712

YTD INTAKES

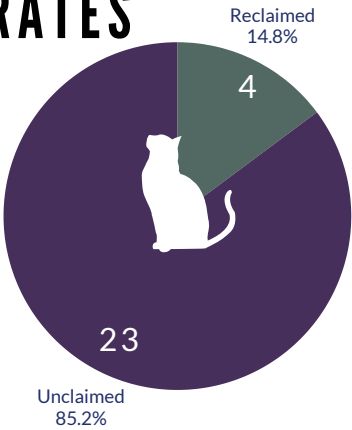
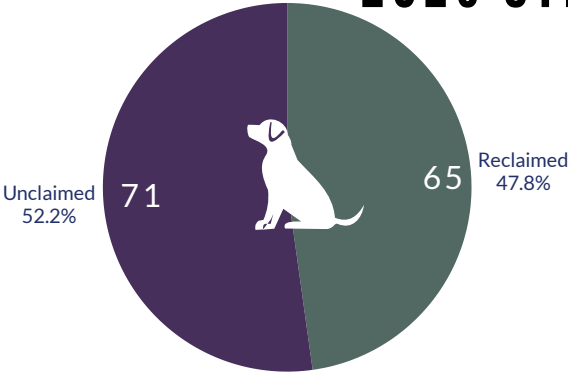
Excludes animals being transferred/traded or returned.



ANIMALS ORIGINATING FROM THE CITY OF MANHATTAN

Month	Dogs			Cats			Pocket Pets	Total
	Stray	Surrender	Bite Q	Stray	Surrender	TNR	Surrender	
Jan	6	21	0	1	22	1	0	51
Feb	13	7	0	1	11	2	0	34
Mar	13	6	1	1	25	16	0	62
Apr	16	10	0	1	9	2	0	38
May	16	7	0	5	15	2	0	45
June	15	6	0	10	19	23	0	73
July	21	6	0	8	32	0	0	67
YTD	84	63	1	27	133	46	0	370

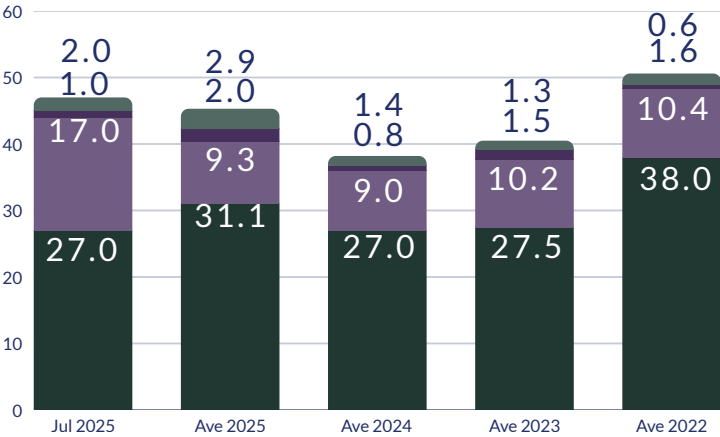
2025 STRAY RECLAIM RATES



DOG OUTCOMES

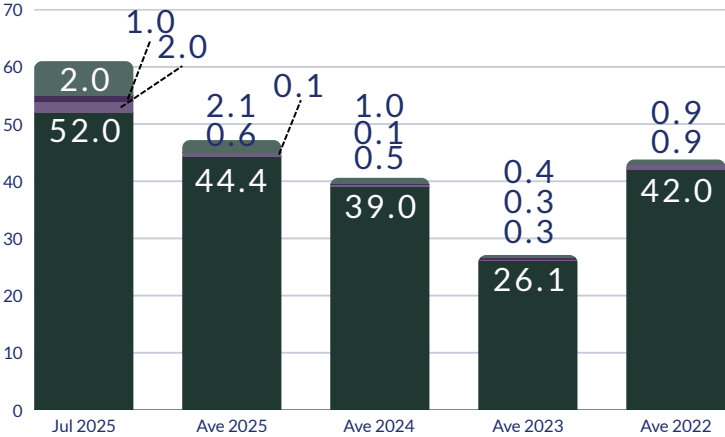
● Adopt ● Reclaim ● Transfer ● Euth/Death

NUMBER OF ANIMALS

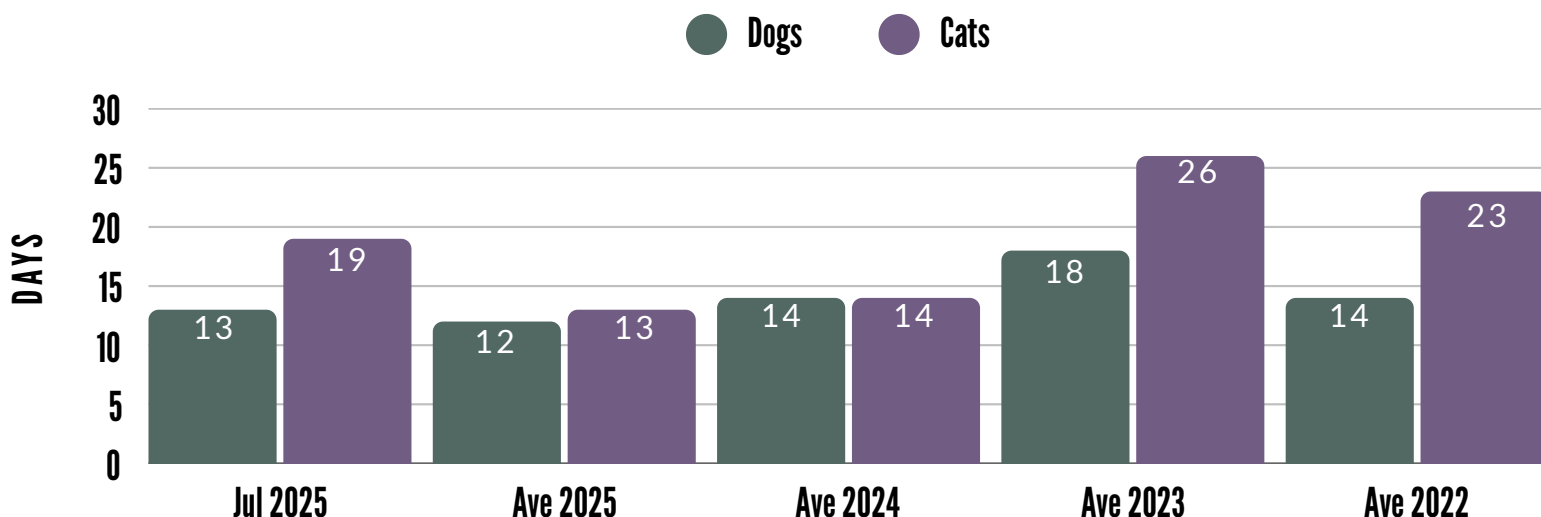


CAT OUTCOMES

● Adopt ● Reclaim ● Transfer ● Euth/Death

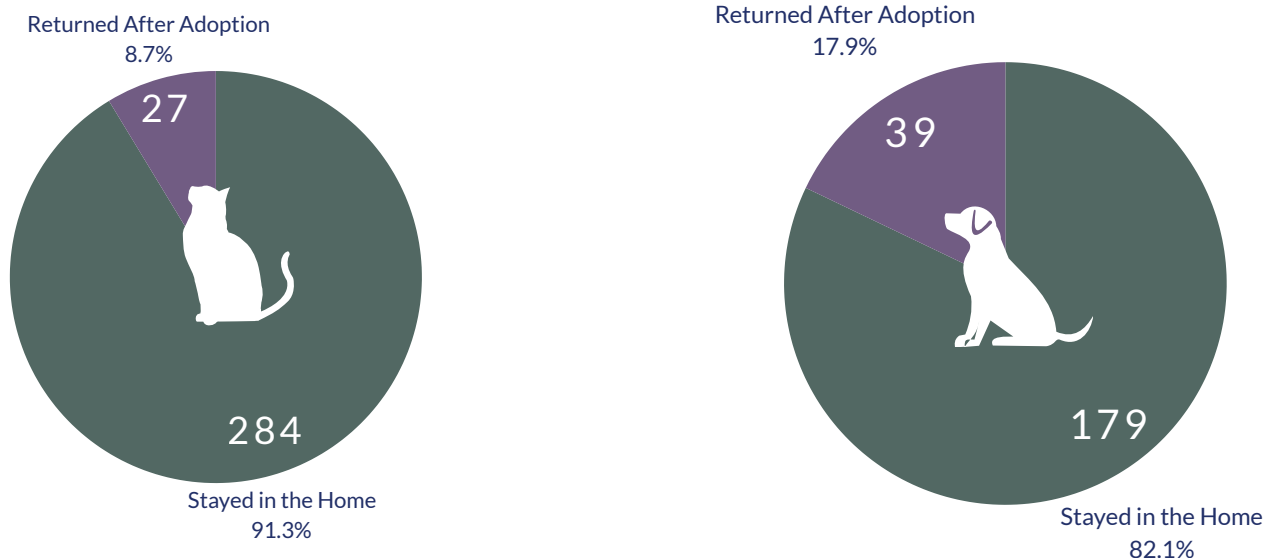


LENGTH OF STAY



The average LOS across both species YTD is 13 days

YEAR TO DATE ADOPTION RETURN RATE



UPCOMING EVENTS

October 7th: Golf Tournament @ Stag Hill
October 14th: Disc Golf Tournament @ 125 Messenger Rd

Visit www.prairiepaws.org or
 contact Bradli.Nowak@prairiepaws.org for more information

OTHER MEASURABLES

KPI	YTD 2025	2024
Live Release Rate	95.0%	96.7%
Volunteer Program	1,508 Hours 156 Active Volunteers	1,662 Hours 126 Active Volunteers
Pet Licenses Sold	226 dogs, 138 cats	480 dogs, 216 cats
Intake Exceptions (Residents of MHK)	0	6 dogs for aggression 2 cats for behavioral issues
Community Events	2 Free Vaccine/Microchip Clinic 19 Low-Cost Spay/Neuter Clinics	10 Free Vaccine/Microchip Clinics 15 Low-Cost Spay/Neuter Clinics
Unaltered Pets Adopted with Vouchers	0	1 dog for health reasons that has since been neutered
Number of Pets	YTD 2025	2024
Total Sheltered	534	832
Transfer Surplus	93	103
Pets served with free vaccines/microchips	219	925
Pets served with low-cost spay/neuter	468	432
Total Cats spayed/neutered through TNR	48	64
Total Served	1,362	2,356