

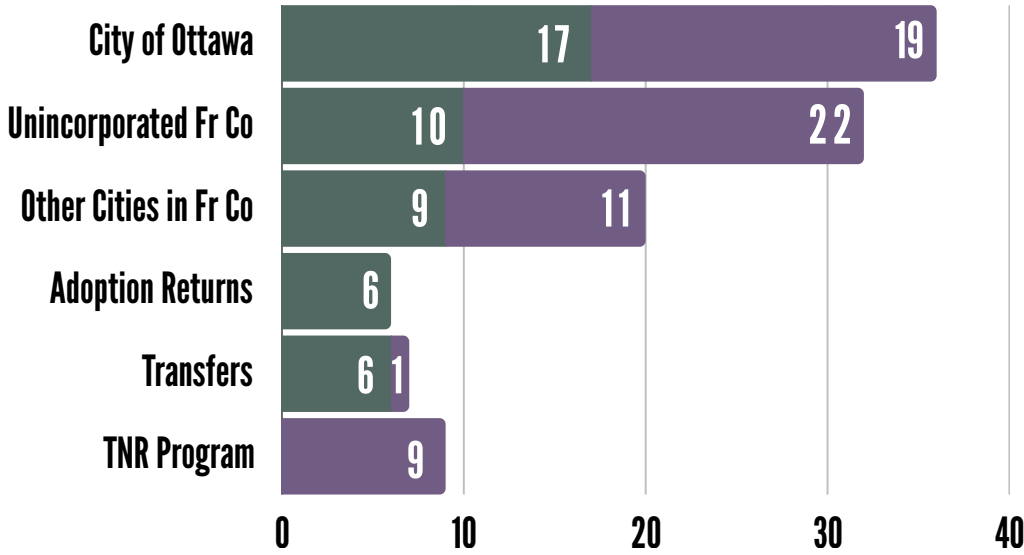


## HIGHLIGHTS:

- CEO VANESSA COWIE PRESENTED TO THE GARDNER ROTARY CLUB
- SERVED 111 PUBLIC PETS FREE VACCINES AND MICROCHIPS AT FOREST PARK WITH K-STATE VETS

# AUGUST INTAKES

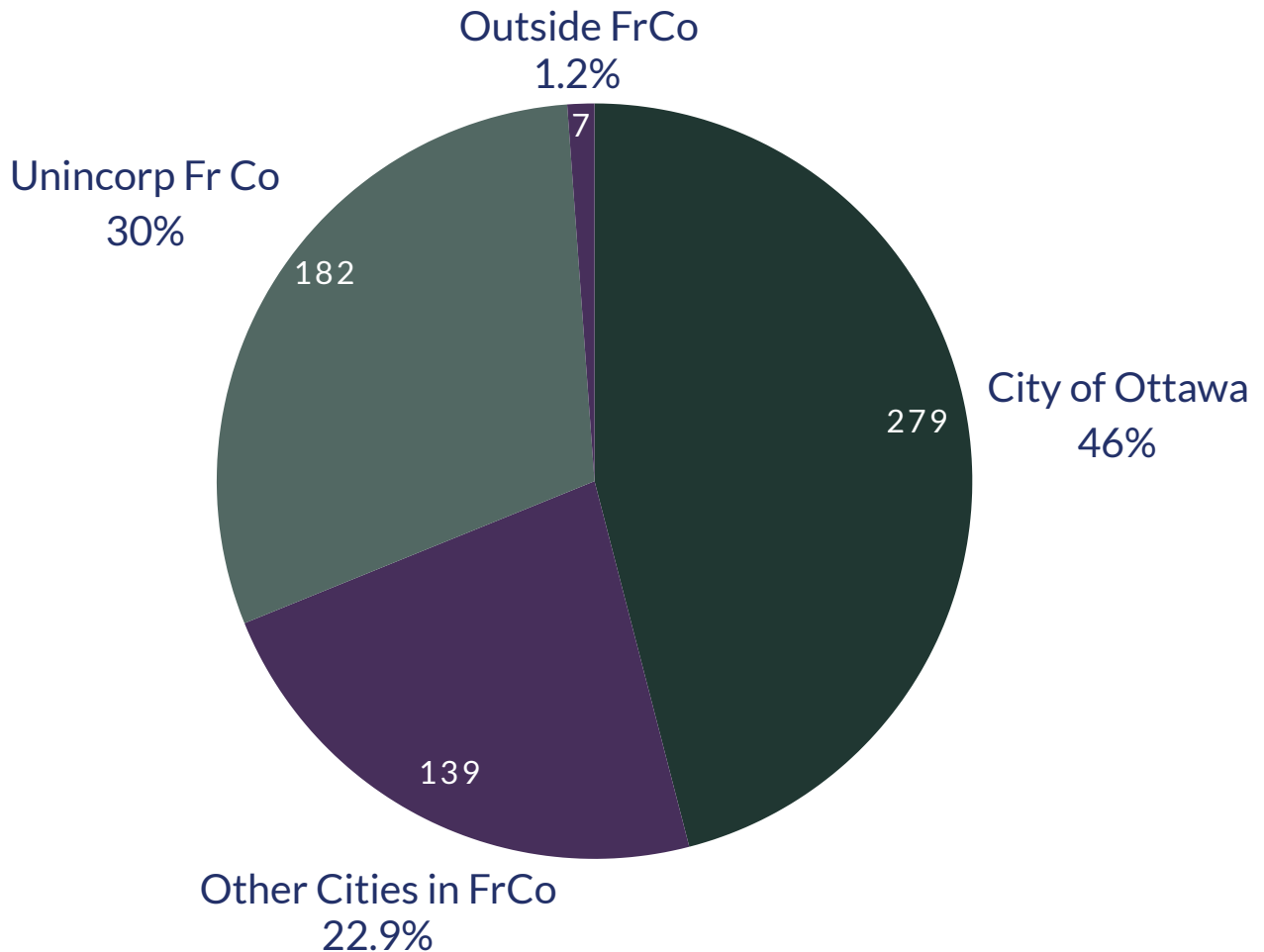
● Dogs ● Cats



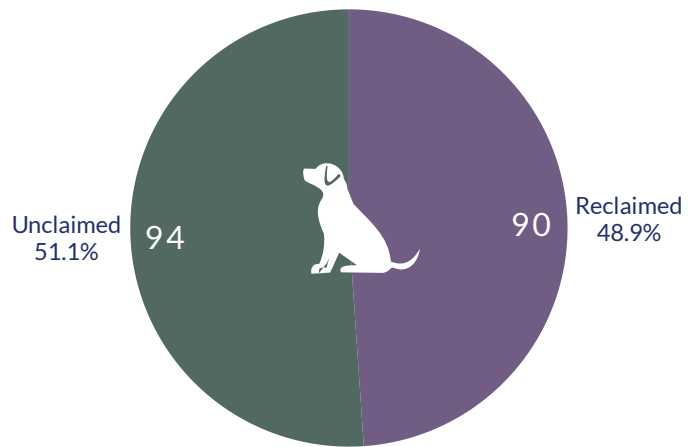
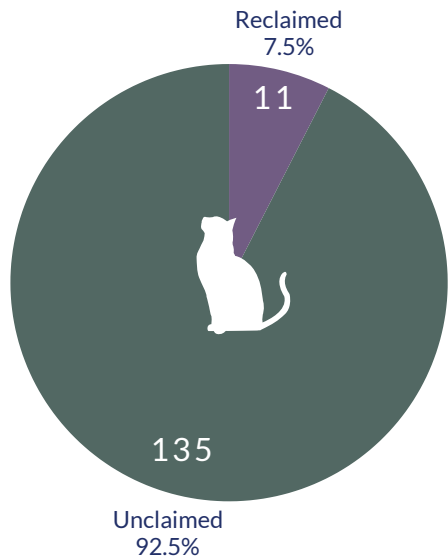
	August 2025	YTD 2025
Dogs	50	415
Cats	64	612
Total	114	1027

## YTD INTAKES BY JURISDICTION

Excludes returned adoptions and animals participating in TNR, emergency boarding and the transfer program.

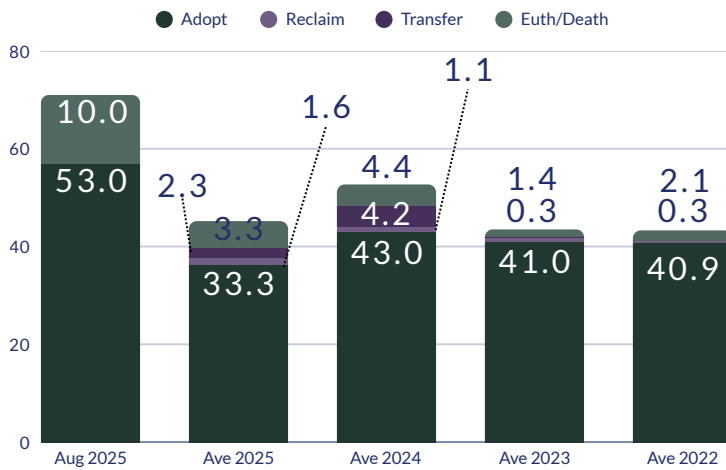


# YTD 2025 STRAY RECLAIM RATES

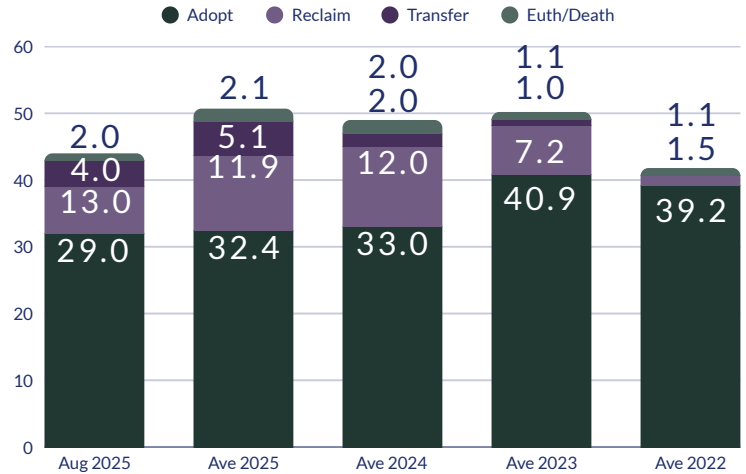


## CAT OUTCOMES

NUMBER OF ANIMALS



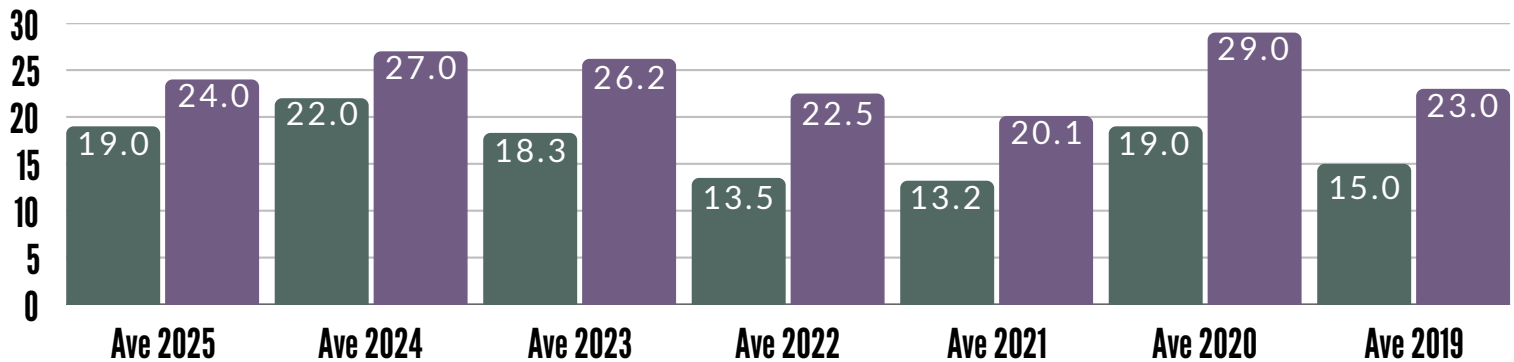
## DOG OUTCOMES



## LENGTH OF STAY

DAYS

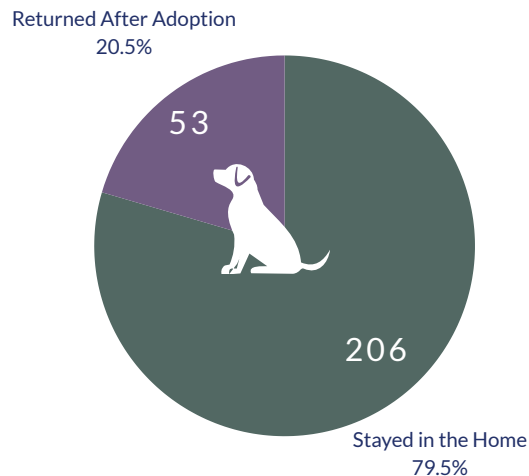
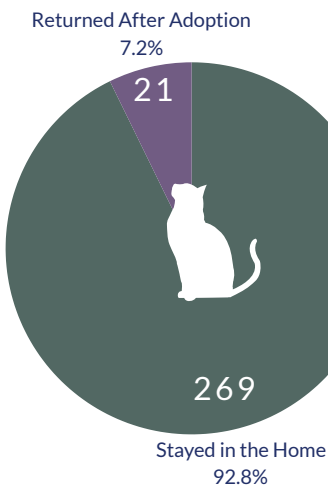
Dogs Cats



The average LOS across both species YTD is 21.0 days

# YEAR TO DATE ADOPTION RETURN RATE

Generally a low return rate is positive and currently the return rate across both species is 15.0%.



## OTHER MEASURABLES

KPI	YTD 2025	YTD 2024	2023	2022
Live Release Rate	93.9%	93.5%	97.3%	97.2%
Volunteer Program	5,029 Hours 215 Active Volunteers	6,266 Hours 167 Active Volunteers	5,218 Hours	3,549 Hours
Public Pets served with free vaccines/microchips	256	386	56	230
Public Pets served with low-cost spay/neuter	670	925	1,155	82
Cats spayed/neutered through TNR	224 cats, 672 Prevented Kittens	233 cats, 732 Prevented Kittens	332 Cats 1,038 Prevented Kittens	434 Cats 1,302 Prevented Kittens

## UPCOMING EVENTS

**September 12<sup>th</sup>:** Bow Meow Gala @ The Warren Place in Gardner, followed by after party at Transport Brewing.

Visit our website [www.prairiepaws.org](http://www.prairiepaws.org) or contact Alexis for more details [alexis.bolan@prairiepaws.org](mailto:alexis.bolan@prairiepaws.org)