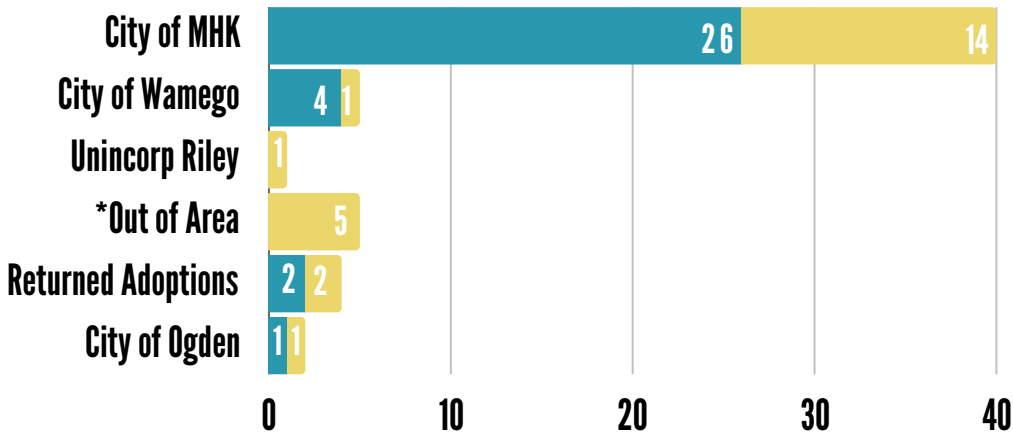


HIGHLIGHTS:

- INAUGURAL GALA RAISED OVER \$15,000
- RECEIVED \$9,000 GRANT FROM PETCO LOVE
- KAREN SCHROEDER PHOTOGRAPHY RAISED \$1,300
- SUBMITTED PROPOSAL FOR EMPORIA ANIMAL SHELTER
- PARTNERED WITH KSU TO SAVE OLIVER A CAT WHO HAD BEEN SHOT WITH AN ARROW
- PICKLEBALL TOURNAMENT HELD APRIL 27TH

APRIL INTAKES

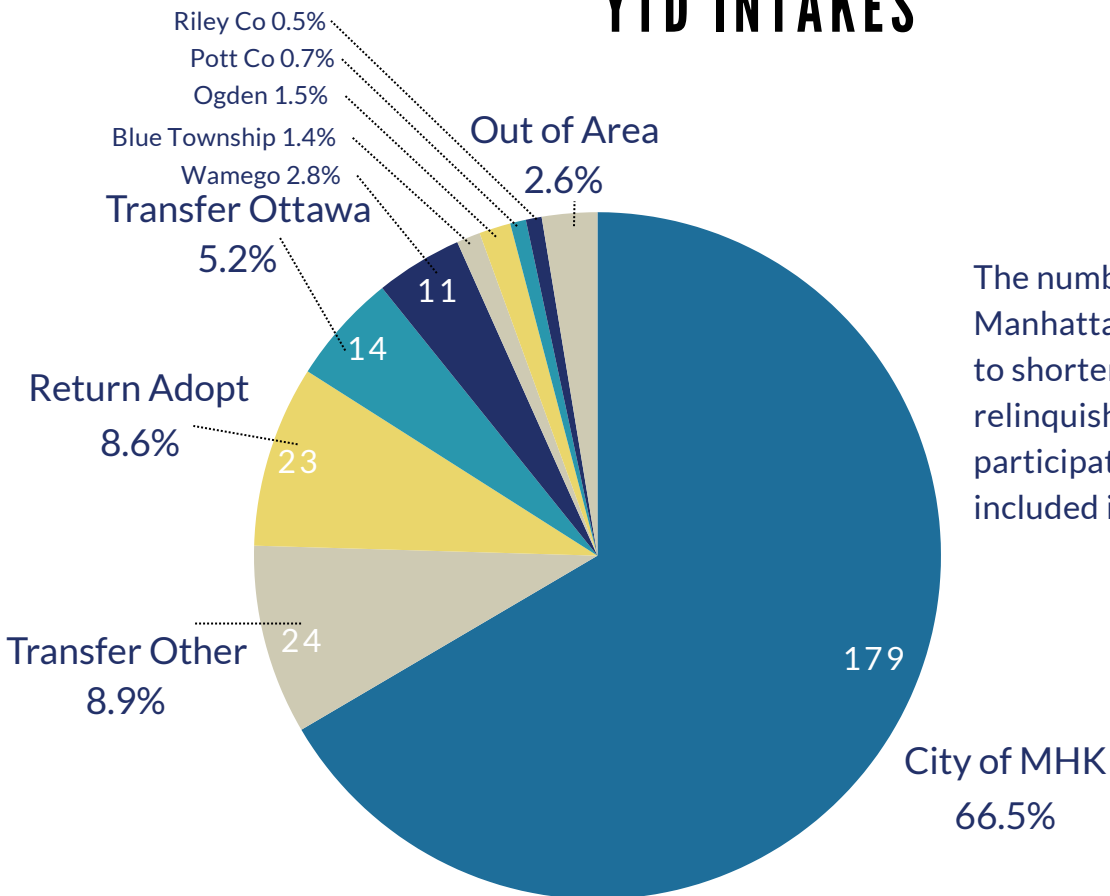
■ Dogs ■ Cats



	Apr 2024	YTD 2024
Dogs	33	113
Cats	24	123
Other	0	1
Total	57	269

*Out of Area in April = Dickinson County, Morris County & Ft Riley.
Residents that don't reside in the service area pay a fee to relinquish to the facility.

YTD INTAKES



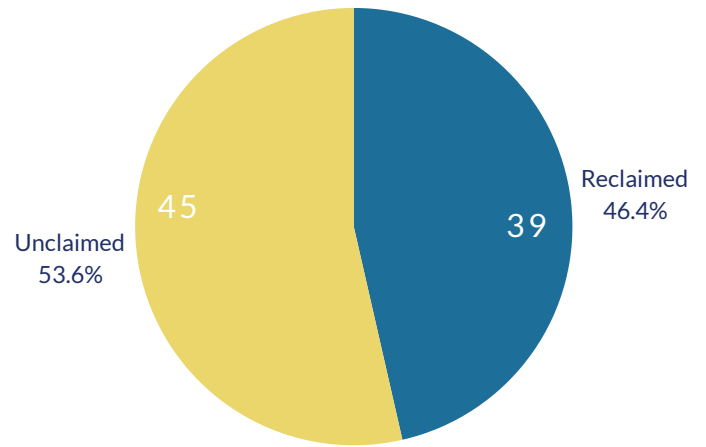
The number of intakes initiating from Manhattan has increased in an attempt to shorten wait times for relinquishments. Additionally, cats participating in the TNR program are included in Manhattan intakes.

ANIMALS ORIGINATING FROM THE CITY OF MANHATTAN

	Dogs			Cats			Pocket Pets	Total
	Stray	Surrender	Bite Q	Stray	Surrender	TNR	Surrender	
Jan 2024	12	9	1	4	7	0	0	33
Feb 2024	20	3	1	5	14	3	1	47
Mar 2024	22	13	0	0	18	6	0	59
Apr 2024	19	7	0	1	13	0	0	40
YTD	73	32	2	10	52	9	1	179

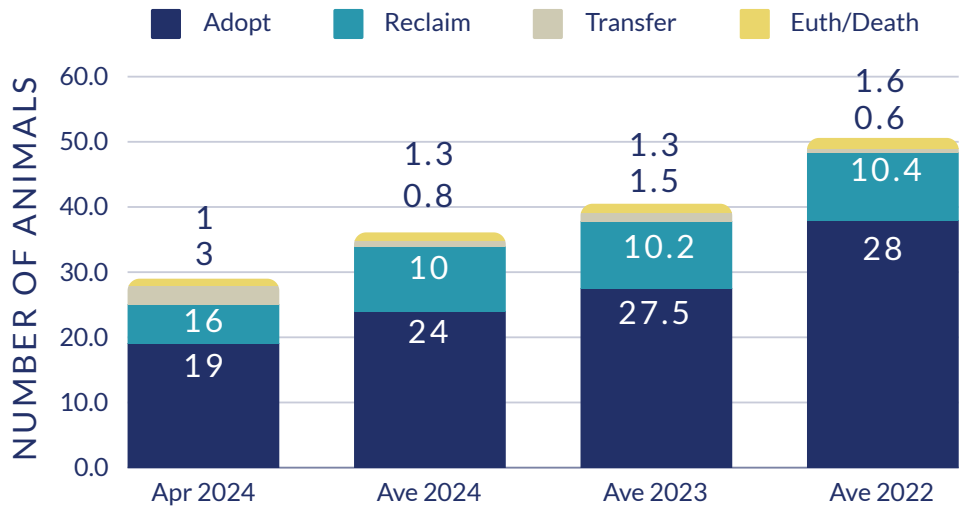
YTD 2024 STRAY DOG RECLAIM RATE

The number of dogs impounded for running loose that are reclaimed by their owners has increased but continues to be low.



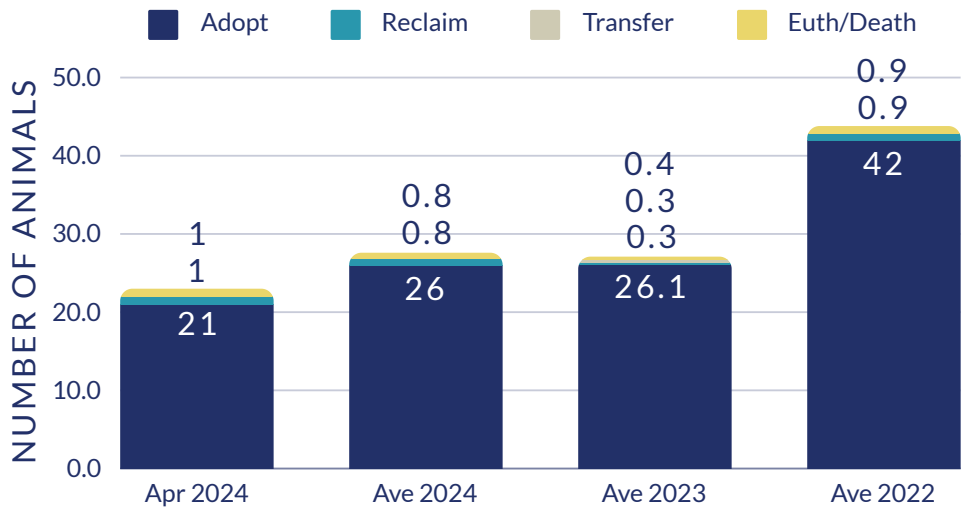
DOG OUTCOMES

Both dog adoptions and reclaims were very low for the month of April. Fortunately 3 dogs with longer stays were able to be transferred to Ottawa.

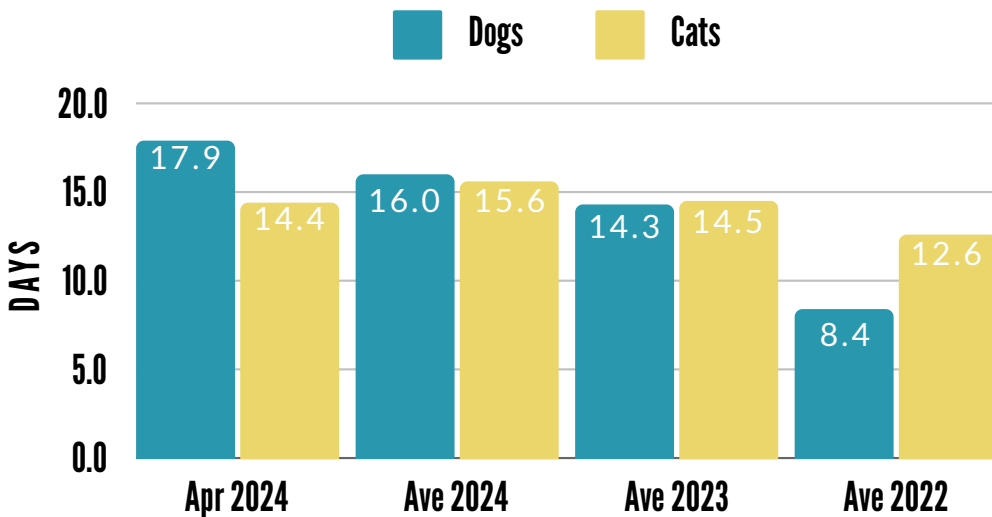


CAT OUTCOMES

Cat adoptions are still higher than dog adoptions YTD. This is consistent with national data.



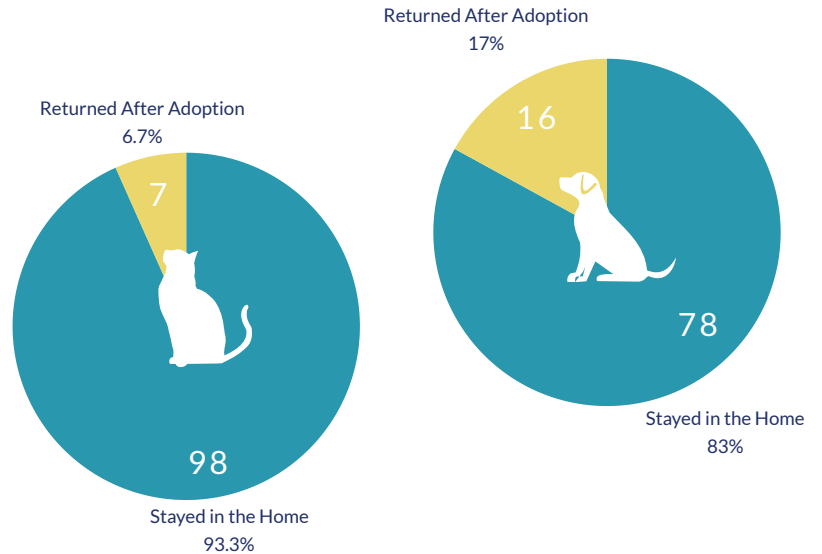
LENGTH OF STAY



In April 3 dogs with stays over 40 days were transferred to Ottawa. This increased the length of stay for dogs that left the facility in April, but lowered the average length of stay of the dogs who are currently housed. The average length of stay across both species YTD is 15.8 days.

YEAR TO DATE ADOPTION RETURN RATE

Generally a low return rate is positive and currently the return rate across both species is less than 12%.



OTHER MEASURABLES

KPI	YTD 2024
Live Release Rate	96.9%
Volunteer Program	586 Hours 66 Active Volunteers
Pet Licenses Sold	154 dogs, 51 cats
Intake Exceptions (Residents of MHK)	3 dogs for aggression
Community Events	4 Free Vaccine/Microchip Clinics 2 Low-Cost Spay/Neuter Clinics
Unaltered Pets Adopted with Vouchers	0
Pets served with free vaccines/microchips	424
Pets served with low-cost spay/neuter	37
Cats spayed/neutered through TNR (MHK only)	9

UPCOMING EVENTS



Paint your Pet Night Manhattan

Uncorked Inspiration
1223 Moro St

June TBD



Pet Poolooza Manhattan

The City Pool
1220 Poyntz Ave,

August 11th



Par for the Paws Manhattan

Stagg Hill
4441 Stagg Hill Rd

October 11th

8:00-3:00pm

Visit our website www.prairiepaws.org
or contact Becci for more details
rebecca.brown@prairiepaws.org