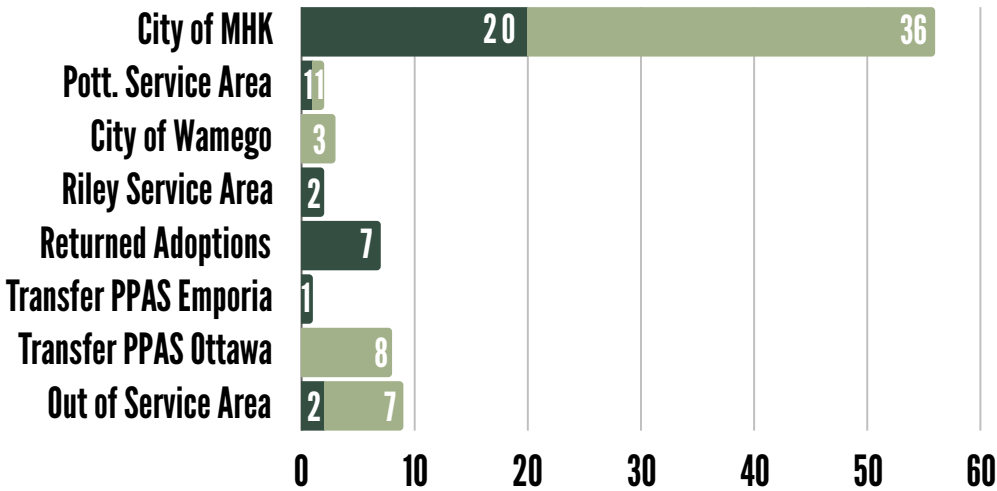




HIGHLIGHTS:
CELEBRATED ANIMAL SHELTER APPRECIATION WEEK
CONSTRUCTION STARTED ON THE TRAIL HEAD
EXPANDED OPEN HOURS TO 7 DAYS A WEEK
GIVING TUESDAY RAISED OVER \$4,500
THANKSGIVING TREATS FOR THE SHELTER DOGS
LONG-STAY DREKA WAS ADOPTED AFTER 52 DAYS

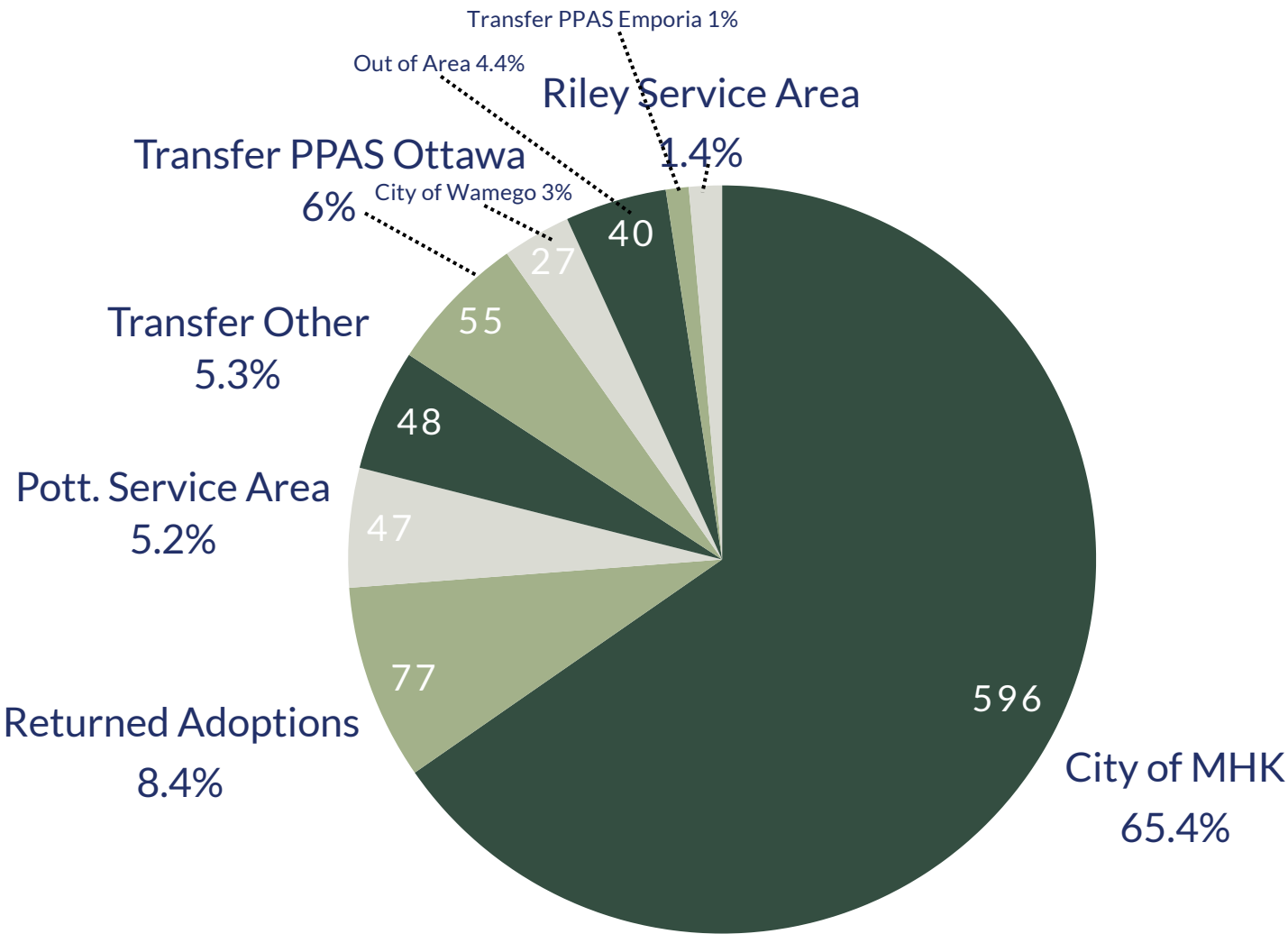
NOVEMBER INTAKES

Dogs Cats



	Nov 2024	YTD 2024
Dogs	33	399
Cats	55	512
Other	0	1
Total	88	912

YTD INTAKES

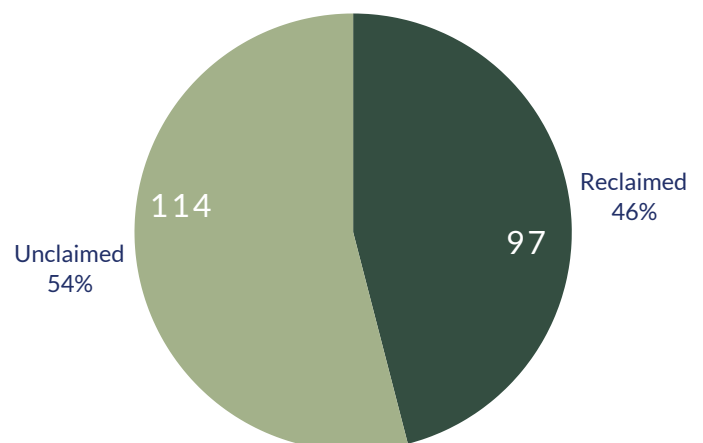


ANIMALS ORIGINATING FROM THE CITY OF MANHATTAN

Month	Dogs			Cats			Pocket Pets	Total
	Stray	Surrender	Bite Q	Stray	Surrender	TNR	Surrender	
Jan 2024	12	9	1	4	7	0	0	33
Feb 2024	20	3	1	5	14	3	1	47
Mar 2024	22	13	0	0	18	6	0	59
Apr 2024	19	7	0	1	13	0	0	40
May 2024	13	16	0	18	9	0	0	56
June 2024	17	3	0	11	15	4	0	50
July 2024	16	8	1	9	22	5	0	61
August 2024	17	11	0	6	17	5	0	56
Sept 2024	10	8	0	11	16	8	0	53
Oct 2024	14	18	0	14	24	15	0	85
Nov 2024	13	7	0	2	25	9	0	56
YTD	173	103	3	81	180	13	1	596

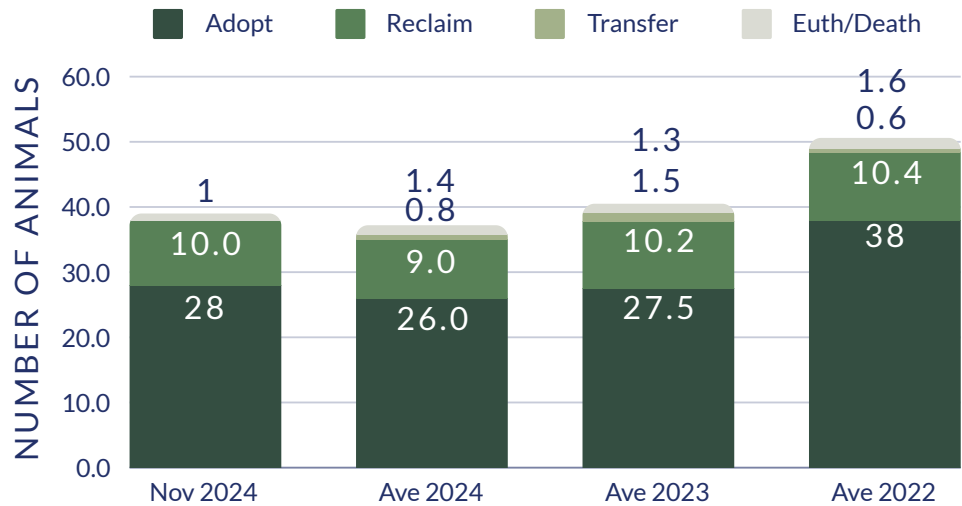
2024 STRAY DOG RECLAIM RATE

The stray reclaim rate in November was even higher than October (10 out of the 16 stray dogs were reclaimed in November).



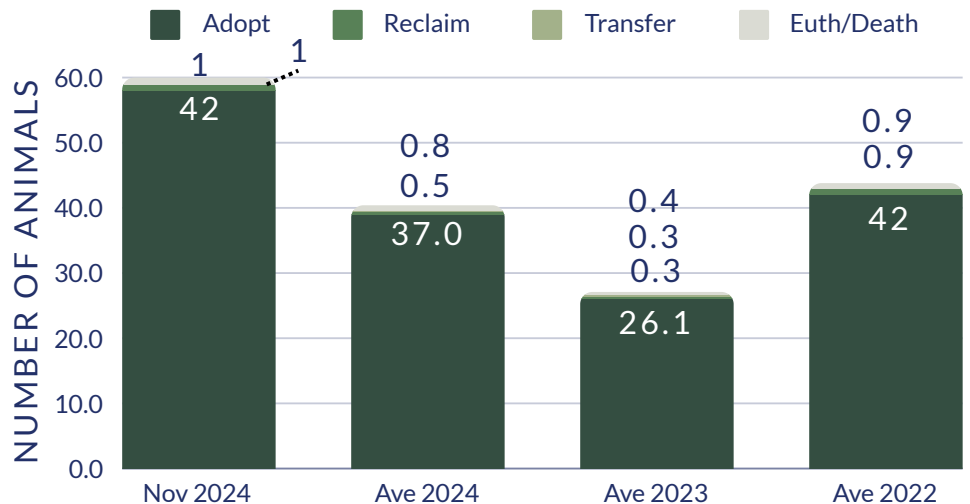
DOG OUTCOMES

The current data indicates that the number of dog outcomes being processed for each outcome type are very consistent to those numbers that were achieved in 2023. The dog intake data indicates that 47 fewer dogs have been admitted YTD in 2024 than compared to the same period in 2023, which may contribute to the lower number of dog adoptions.

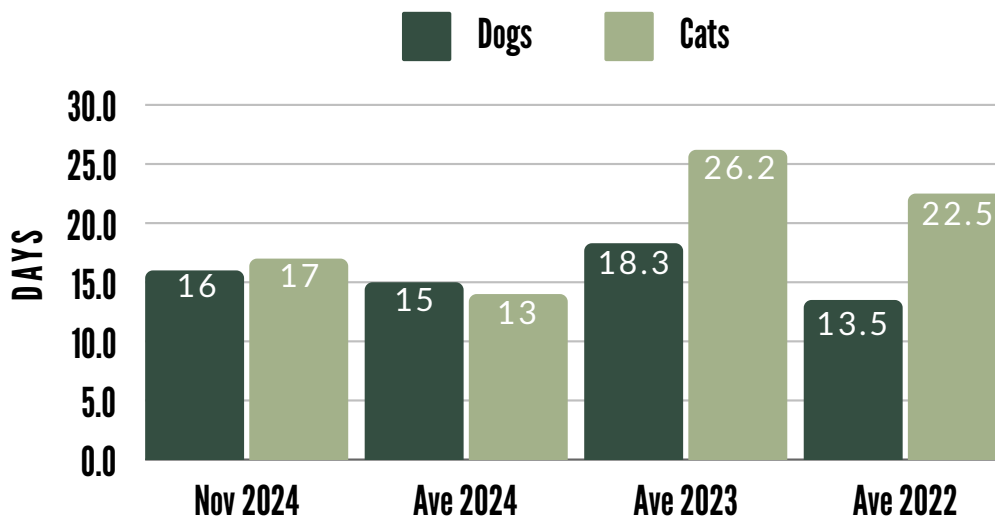


CAT OUTCOMES

Cat outcomes continue to have a good year in 2024. The cat intake data indicates that 215 more cats have been admitted YTD in 2024 than compared to the same period in 2023, which is a statistic to be very proud of!



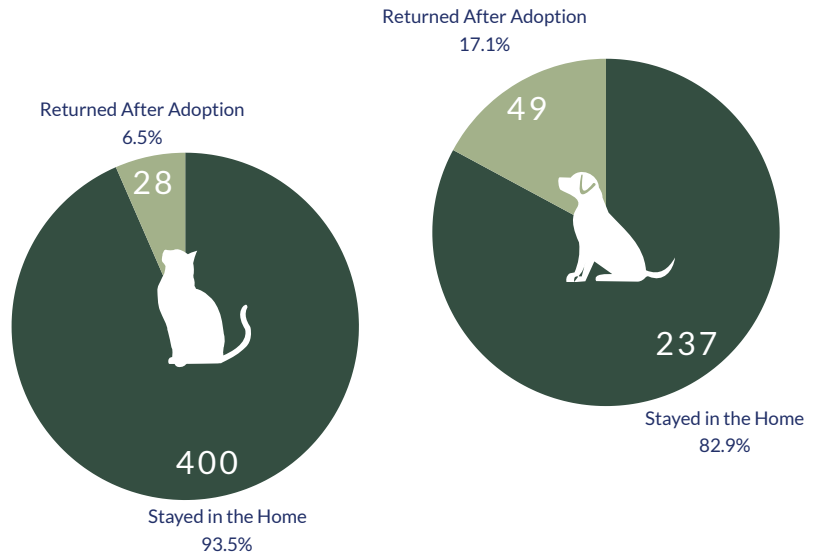
LENGTH OF STAY



Shelters have significantly improved policy-making for cats, and there is currently increased demand for cats. A low length of stay allows for high volumes of pets to be served with fewer resources. The length of stay for both species in 2024 has been lower than 2023. Cats are spending half as many days in care when compared to 2023.

YEAR TO DATE ADOPTION RETURN RATE

142 more cats have been adopted from the facility in 2024 than dogs, and fewer of them are returned. For the first time in 2024, no adopted cats were returned to the facility. More animals can be helped with fewer resources when the adoption return rate is low. A reasonable goal is less than 15% of adoptions are returned. The overall return rate for both species YTD is 10.8%



OTHER MEASURABLES

KPI	YTD 2024
Live Release Rate	96.7%
Volunteer Program	1,532 Hours 124 Active Volunteers
Pet Licenses Sold	458 dogs, 197 cats
Intake Exceptions (Residents of MHK)	6 dogs for aggression 2 cats for behavioral issues
Community Events	10 Free Vaccine/Microchip Clinics 14 Low-Cost Spay/Neuter Clinics
Unaltered Pets Adopted with Vouchers	1 due to health issues preventing neuter
Pets served with free vaccines/microchips	925
Pets served with low-cost spay/neuter	399
Total Cats spayed/neutered through TNR	63

UPCOMING EVENTS

Visit www.prairiepaws.org or
contact Bradli.Nowak@prairiepaws.org for more information

Manhattan

Gala
Coming soon

Prairie Paws Gala Manhattan

Manhattan Country Club
1531 N 10th St, Manhattan

April 12

A graphic for the Holiday Match Campaign featuring a string of yellow lights at the top, a green circular background with the text 'Holiday Match Campaign', and two small dogs (one black and white, one brown and white) on the right. The background is a light, misty forest scene.

**Holiday Match
Campaign**

Holiday Match Campaign

Give online
or through the mail

Nov 18 - Dec 31